



AGES 8+
A1046/19495 Asst.



B-161
WING PEGASUS™
90WF **ATTACK**



FACE BOLT™



ENERGY RING™



FUSION WHEEL™



SPIN TRACK™



PERFORMANCE TIP™

TRIPLE SHOT BATTLE: Challenge Your Opponent!

- Assemble 3 tops and decide which top to battle in each round.
- Complete 3 battles using a different top for each battle.
- The longest-spinning top wins each round.
- The Beyblader who wins 2 out of 3 battles is the winner!



†WEBSITE AVAILABLE FOR A LIMITED TIME ONLY.

BATTLE TIPS: Collect, Customize and Compete!

Collect. When you increase your Beyblade collection, you can expand your winning strategy options and battle tactics.

Customize. Customize your tops and see how it affects the way they battle. Try switching around the parts among your tops. The more tops you collect, the more parts you have for customizing. Switch around the Spin Track™ and Performance Tips™ to see how different combinations can change the way the tops battle.

Compete. Strategize when designing and choosing a top for each battle. Some things to think about: What types of tops are you and your opponent using? Which launchers are you both using? What stadium are you battling in? Practice. Prepare. Then — LET IT RIP™!

Each product sold separately.

Only use Beyblade tops with a Beystadium™ (sold separately).

Before assembly and playing, please read instructions.
Please keep these instructions for future reference.

⚠ WARNING:

Do not use Beyblade™ tops or Beystadium™ (sold separately) on tables or other elevated surfaces.



SPN 7329820000

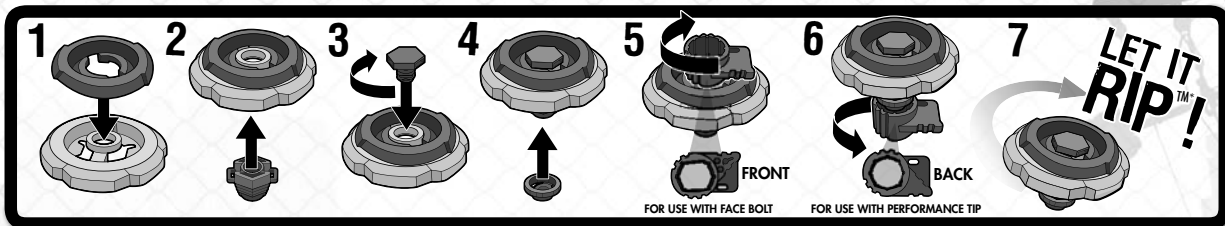
Launching systems only work with right-spin Metal Fusion/Metal Masters/
Metal Fury Battle Tops and XTS Stealth/Electro/Tornado Battlers.



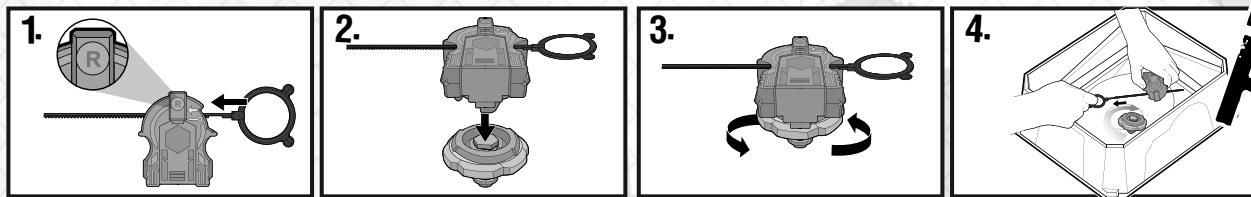
Product and colors may vary.

© Takafumi Adachi, MFBProject, TV Tokyo Manufactured under license from TOMY Company, Ltd.
® and/or TM® & © 2012 Hasbro. All Rights Reserved. TM & © denote U.S. Trademarks.

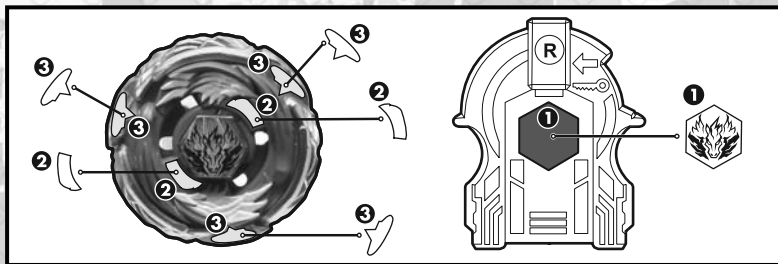
ASSEMBLY



TO LAUNCH



APPLY LABELS AS SHOWN



LET IT
RIP™